

LA *al fresco*





AL FRESCO MANUAL

This Al Fresco Application Manual serves as a reference for how to fill out the online Al Fresco application. Please read all requirements carefully to determine which Al Fresco option is best for your business or group.

INTRODUCTION

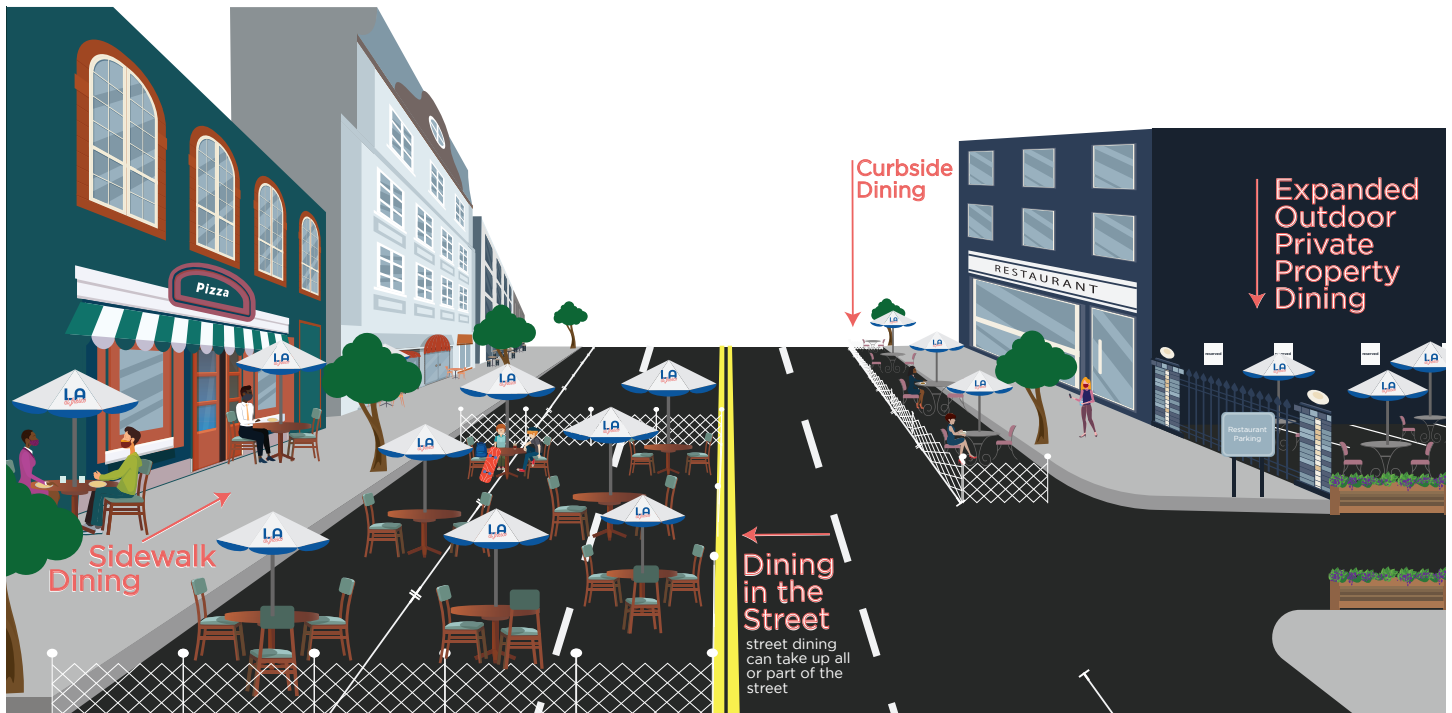
On May 29, Mayor Garcetti launched L.A. Al Fresco to support outdoor dining opportunities for restaurants in response to the L.A. County Department of Public Health allowing dine-in service at restaurants.

L.A. Al Fresco aims to help restaurants reopen by providing options for more usable area while allowing customers and employees to maintain the physical distance recommended by public health officials by temporarily authorizing no cost outdoor dining and street vending through LA Al Fresco in the any of these locations:

SIDEWALKS
PRIVATE PARKING LOTS
STREET PARKING SPACES
ON THE STREET

Street vendors may apply to operate in any of these locations. Vendors must provide proof of consent from the property owner to operate in private parking lots. Also, vendors will be allowed in all approved street closures.

Important Note: Much of the information needed to fill out this application is available from Google Street View which can be found here: www.maps.google.com. Additionally, detailed information about the location of police and fire stations can be found here: www.navigatela.lacity.org.



TYPES OF DINING

SIDEWALK DINING

Sidewalk dining is defined as using the sidewalk immediately in front of a business using tables and chairs for dining.

Eligible Applicants

- Individual businesses or individuals with permission from the owner to apply.

Best For

- Businesses that do not yet have a sidewalk dining permit, but have enough space in front of their restaurant to put tables and chairs, while keeping a 6 foot wide path on the sidewalk for people walking by

EXPANDED OUTDOOR PRIVATE PROPERTY DINING

Dining in a private parking lot or other private space is defined as using space behind the property line for dining that has not previously been permitted by the City.

Eligible Applicants

- Individual businesses or individuals with permission from the owner to apply
- Street vendors with the parking lot owner's permission to apply

Best For

- Businesses that have existing private parking lot space
- Street vendors and chairs, while keeping a 6 foot wide path on the sidewalk for people walking by

CURBSIDE DINING

Curbside Dining is defined as when the parking spaces immediately in front of a business are closed to cars and opened to dining.

Eligible Applicants

- Business owners with on-street parking spaces immediately adjacent to their restaurant
- Individuals authorized to apply on behalf of these business owners
- A single permitted street vendor
- Businesses on streets with a speed limit of 25 mph or less (typically narrow streets in commercial areas)

Best For

- Businesses that have existing private parking lot space.
- Street vendors

DINING ON THE STREET

There are three different options for dining on the street:

Parking lane dining is defined as when the parking (curb) lane is taken for dining. This method involves no impact to the amount of travel lanes on the street.

Travel lane dining is defined as when the parking lane and the adjacent travel lane(s) is closed for dining. Through traffic is maintained in one or both directions depending on the amount of lanes taken.

Full street dining is defined as when the whole block between two cross streets is closed to traffic and open to dining. This method involves leaving a lane for fire access only.

Eligible Applicants

- Business Improvement District, Chamber of Commerce, or other community organization
- A group of 4 or more restaurants and/or permitted street vendors

Best For

- A group of businesses/street vendors on a busy street who all want more space for dining
- An area with an existing organization, like a business improvement district or chamber of commerce

PREPARING TO APPLY

EXPANDED OUTDOOR PRIVATE PROPERTY DINING



Are you eligible to apply?

Is the restaurant registered with or is the vendor licensed to operate in the City of Los Angeles?

All businesses operating within the city must have a Business Tax Registration Certificate (BTRC) obtained through the Office of Finance. Instructions for applying can be found here: <https://finance.lacity.org/how-register-btrc>

Select your Menu Options to Apply

To apply for parking space dining, please select **“Dining in a Private Parking Lot or other Private Space”** in the table of Al Fresco Menu Options

Please Complete the Information Below to Apply

Where is the restaurant/retail establishment proposing to expand outdoor activities? Please select all options that apply.

Please note that “Parking area(s) at the front of the building” and “Parking area(s) at the rear of the building” refers to private parking lots and not street parking. If you selected ‘Other’, please describe the temporary outdoor dining/retail installation.

Approximately how many seats will be in the outdoor dining area?

Approximately how many tables will be in the outdoor dining area?

What is the approximate square footage of the temporary outdoor dining area?

Hours of Operation

What days will businesses be operating in the temporary dining area? Please select all options that apply.

What times will businesses be operating in the temporary dining area? Please select all options that apply.

Alcohol

Will alcohol be served in the temporary outdoor dining area?

Does the establishment have a valid Alcohol Use approval from the Department of City Planning?

All establishments must have a Conditional Use Permit - Alcoholic Beverages (CUB) from the city to serve alcohol as part of the Al Fresco Program.

GO TO APPLICANT INFORMATION ON PG. 7

SIDEWALK DINING

**Are you eligible to apply?****Is the restaurant registered with or is the vendor licensed to operate in the City of Los Angeles?**

All businesses operating within the city must have a Business Tax Registration Certificate (BTRC) obtained through the Office of Finance. Instructions for applying can be found here: <https://finance.lacity.org/how-register-btrc>

Select your Menu Options to Apply

To apply for parking space dining, please select “**Sidewalk Dining**” in the table of Al Fresco Menu Options

Sidewalk Dining Details

As a result of the COVID-19 pandemic, restaurant owners are allowed to request Sidewalk Dining Temporary Use Authority from the Bureau of Engineering. For more information, please visit sidewalkdining.lacity.org. Rules and regulations can be found here: <https://engpermitmanual.lacity.org/other-boe-permitsprocesses/technical-procedures/00-la-al-fresco-sidewalk-dining-program-rules-and>

Please Complete the Information Below to Apply**Describe the sidewalk encroachment (tables, chairs, etc.)**

Please describe all items that will be placed on the sidewalk. Your description should include the quantity of items as well as their placement on the sidewalk.

Optional: Attach photos or sketches

Please attach photos or visuals that depict where the tables, chairs, and other equipment will be located.

Hours of Operation

What days will businesses be operating in the temporary dining area? Please select all options that apply.

What times will businesses be operating in the temporary dining area? Please select all options that apply.

Alcohol

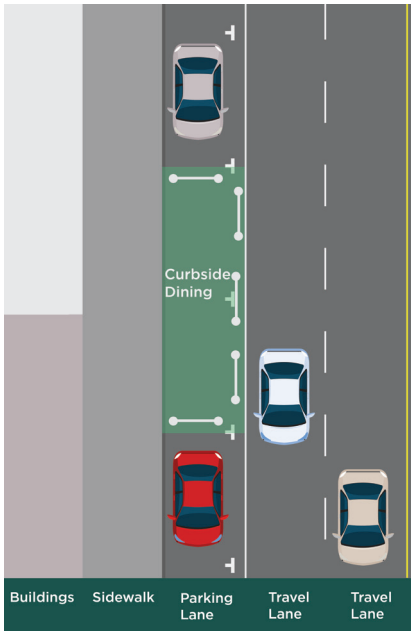
Will alcohol be served in the temporary outdoor dining area?

Does the establishment have a valid Alcohol Use approval from the Department of City Planning?

All establishments must have a Conditional Use Permit - Alcoholic Beverages (CUB) from the city to serve alcohol as part of the Al Fresco Program.

GO TO APPLICANT INFORMATION ON PG. 7

CURBSIDE DINING

**Are you eligible to apply?****Is the restaurant registered with or is the vendor licensed to operate in the City of Los Angeles?**

All businesses operating within the city must have a Business Tax Registration Certificate (BTRC) obtained through the Office of Finance. Instructions for applying can be found here: <https://finance.lacity.org/how-register-btrc>

No-Vending Zone

Is your business in a no-vending zone? To identify if your business is in a no-vending zone, please refer to these [maps](#).

Curbside Dining Details

Curbside dining uses two on-street parking spaces to create an area where you can set up tables and chairs.

Would you like to apply for Curbside Dining?

Curbside dining expands the sidewalk into two on-street parking spaces and creates a space where you can set up tables and chairs. The dimensions of this space are approximately 35'x6'. If you are interested in a larger outdoor dining area, please coordinate with your local Business Improvement District, Chamber of Commerce, Council District or other local agency to apply for a full or partial street closure.

Requirements for Curbside Dining

- Typically is installed on streets with a speed limit of 25 MPH or lower
- Can only be installed on streets with two lanes or less in each direction (left turn lanes do not count towards the total number of lanes)
- Not permitted within 15 feet of a fire hydrant
- Require two parking spaces to be repurposed for dining

Location Address (nearest address to the parking spaces where you would like to set up a dining area)

Is the business able to pay the installation costs (~ \$5,000)?**Does the business have a Temporary Food Pick-Up Parking Zone?**

Food Pick-Up Parking Zones were established to provide businesses with places to provide take-out food to customers during the COVID-19 Pandemic. The application can be found here:

<https://ladot.lacity.org/coronavirus/apply-temporary-retail-pick-parking-zone>

Is there a regular event like a farmers' market near the parking spaces adjacent to your business?

Hours of Operation

What days will businesses be operating in the temporary dining area? Please select all options that apply.

What times will businesses be operating in the temporary dining area? Please select all options that apply.

Alcohol

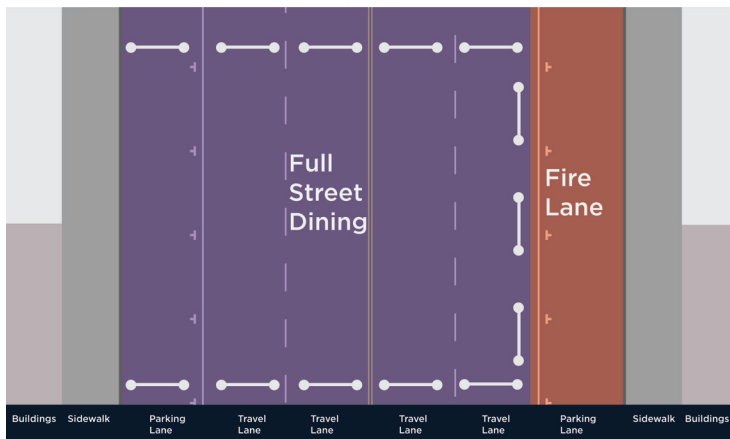
Will alcohol be served in the temporary outdoor dining area?

Does the establishment have a valid Alcohol Use approval from the Department of City Planning?

All establishments must have a Conditional Use Permit - Alcoholic Beverages (CUB) from the city to serve alcohol as part of the Al Fresco Program.

GO TO APPLICANT INFORMATION ON PG. 7

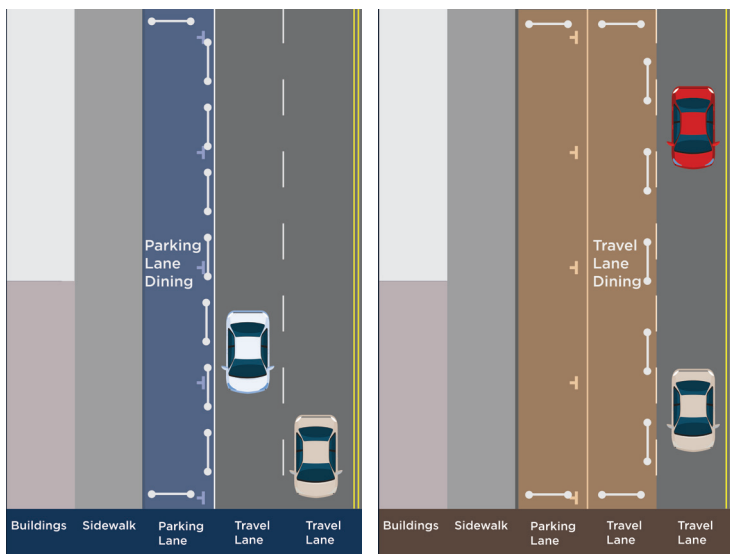
DINING ON THE STREET



Dining on the street allows groups of restaurants or groups of street vendors to create dining or vending areas on the street. These areas may use the on-street parking lane, a vehicle travel lane, or the entire street.

Would you like to apply for On Street Dining?

Dining on the Street can be either Parking or Travel Lane Dining and Full Street Dining. Parking or Travel Lane Dining means that some of the road space typically used by cars will be available to restaurants and street vendors, but cars will still be allowed to travel on the roadway. To keep employees and customers safe, this type of closure requires strong barriers between the open space and moving cars and can only be implemented on streets with lower speed limits. Full Street Dining means that the street will be closed to cars. **Note that requesting travel lane dining means that the adjacent parking lane will also be closed to parking as part of the temporary use authorization.**



Requirements for On Street Dining

- Closures can only be installed on streets with a speed limit of 25 MPH or lower.
- Closures can only be installed on streets with two lanes or less in each direction (left turn lanes do not count towards the total number of lanes).
- Closures cannot be requested on streets within two blocks of a Fire Station, Police Station, and/or Hospital.
- Individual businesses are not eligible to apply for this option. If you are an individual business owner interested in this option, please coordinate with your local Business Improvement District, Chamber of Commerce, or other community group to request this closure.

Dining on the Street Details

What type of on-street dining area would you prefer? Please select the option most desirable.

Requested Street for Dining From Cross Street To Cross Street:

A cross street is defined as the streets intersecting the proposed closure that are public streets, as identified by blue City of Los Angeles street signs.

To help us pinpoint the location, please enter the address of a business along the street you would like closed.

Upload a photo or map of closure area (can be hand drawn).

For Parking Lane or Travel Lane Dining Only

Which side of the block are you requesting to have AI Fresco dining? Please select the direction that best reflects where the closure will occur.

Hours of Operation

What days will businesses be operating in the temporary dining area? Please select all options that apply.

What times will businesses be operating in the temporary dining area? Please select all options that apply.

Alcohol

Will alcohol be served in the temporary outdoor dining area?

Does the establishment have a valid Alcohol Use approval from the Department of City Planning?

All establishments must have a Conditional Use Permit - Alcoholic Beverages (CUB) from the city to serve alcohol as part of the AI Fresco Program.

[GO TO APPLICANT INFORMATION ON PG. 7](#)

APPLICANT INFORMATION

Applicant Contact Information

Establishment Or Organization Name
 Establishment Or Organization Property/ Street Address
 Applicant First Name
 Applicant Last Name
 E-Mail
 Phone Number

Does the restaurant / vendor / business owner or majority ownership identify as Black, Indigenous, or a Person of Color (BIPOC)? (NOT REQUIRED)

I certify that I am the Restaurant / Business Owner, / Organization representative or that I have been authorized by the Restaurant / Business Owner to enter into this agreement on their behalf.

Applicant Type

Individual Business, Group of Businesses, Street Vendor, Group of Street Vendors, BID, Chamber of Commerce, Other.

For Individual Businesses Only

Is this business publicly-traded?

Other Information

Is there any other information you would like us to know?

CERTIFICATIONS

This is the final step of your application for On-Street Dining. Once you complete this step, you will no longer be able to make changes to your application.

- The applicant certifies that each participating business has a minimum \$500,000 liability insurance policy and a valid City of Los Angeles business license. (Does not apply to street vendors.)
- The applicant understands this is an application for temporary authorization. This authorization may be revoked by the City at any time in its sole discretion for any reason including noncompliance, unsafe conditions, or discontinuation of the program.
- The applicant agrees to defend, indemnify and hold the City of Los Angeles harmless for any loss or liability, including but not limited to, damage or injury related to this temporary authorization.
- The closure area shall comply with requirements and guidelines from the City of Los Angeles, Los Angeles County Public Health (found here: http://publichealth.lacounty.gov/media/coronavirus/docs/protocols/Reopening_Restaurants.pdf), and all others as applicable.
- The applicant understands that alcoholic beverages may only be served in the public right-of-way with the approval from the Department of City Planning and the California Department of Alcohol and Beverage Control.
- A 5-foot wide pedestrian access route shall be maintained for pedestrian access, generally utilizing the most passable portion of the sidewalk.
- The applicant is responsible for maintaining access to bus stops, building entrances, utilities, fire hydrants.
- The applicant has notified affected businesses/tenants.
- The applicant must maintain access to all ADA parking.
- The outdoor dining areas shall be maintained in a clean and orderly manner at all times. All food or drink spills, and trash of any kind, must be immediately removed from the dining area.